



Title: Sound Absorption Test Results

Product: 2" Poly Max

Application: Ceiling or Wall

Testing Standard: ASTM C423-17 (Type D-40 Mount)

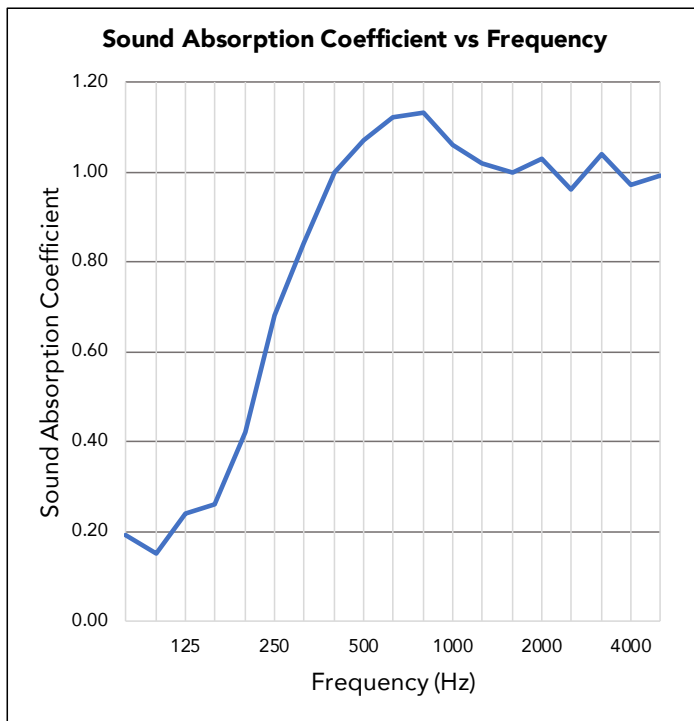
Test Date: 4/9/2021

Why this test: This test evaluates a products efficiency of absorbing sound at multiple frequencies. The test simulates the product's acoustical performance using a ceiling or wall installation with a 1-1/2" (40mm) airspace.

Test Result Summary: NRC - 0.95; SAA - 0.94

| | |
|-------------|-------------|
| NRC | SAA |
| 0.95 | 0.94 |

| Frequency (Hz) | Absorption Coefficient |
|----------------|------------------------|
| 80 | 0.19 |
| 100 | 0.15 |
| 125 | 0.24 |
| 160 | 0.26 |
| 200 | 0.42 |
| 250 | 0.68 |
| 315 | 0.84 |
| 400 | 1.00 |
| 500 | 1.07 |
| 630 | 1.12 |
| 800 | 1.13 |
| 1000 | 1.06 |
| 1250 | 1.02 |
| 1600 | 1.00 |
| 2000 | 1.03 |
| 2500 | 0.96 |
| 3150 | 1.04 |
| 4000 | 0.97 |
| 5000 | 0.99 |



Test ID:ESP035429P-10

ASI TEST RESULT DISCLAIMER

ASI makes every effort to ensure the accuracy and reliability of the information provided. Laboratory testing is conducted by independent testing organizations. ASI does not guarantee that field tests or independent tests will not vary.

©2021 ASI



Element Materials Technology
662 Cromwell Avenue
St Paul, MN
55114-1720 USA

P 651 645 3601
F 651 659 7348
T 888 786 7555
info.stpaul@element.com
element.com

SOUND ABSORPTION TESTING CONDUCTED ON 2" POLYESTER ACOUSTIC PANEL

ASI
123 Columbia Court, N.
Chaska, MN 55318

Date: April 20, 2021
Author: Mark Coopet
Report Number: ESP035429P-10

Customer PO: 00081905



EAR Controlled Data: This document contains technical data whose export and re-export/retransfer is subject to control by the U.S. Department of Commerce under the Export Administration Act and the Export Administration Regulations. The Department of Commerce's prior written approval is required for the export or re-export/retransfer of such technical data to any foreign person, foreign entity or foreign organization whether in the United States or abroad.

These commodities, Technology, or software were exported from the United States in accordance with the Export Administration Regulations. Diversion contrary to U.S. law is prohibited.

This project shall be governed exclusively by the General Terms and Conditions of Sale and Performance of Testing Services by Element Materials Technology. In no event shall Element Materials Technology be liable for any consequential, special or indirect loss or any damages above the cost of the work.

Ear Controlled Data

This Page Alone is not a complete report

Noise Reduction Coefficient (ASTM C423-17)

INTRODUCTION:

This report presents the results of acoustical testing of 2” Polyester Acoustic Panels. This testing was requested by Mr. Joe Satek and was completed on April 9, 2021.

This report must not be reproduced except in full without the approval of Element Materials Technology. The test results contained in this report pertain only to the specific assemblies tested and not necessarily to all similar constructions.

The results stated in this report represent only the specific construction and acoustical conditions present at the time of the test. Measurements performed in accordance with this standard on nominally identical constructions and acoustical conditions may produce different results.

TEST RESULTS SUMMARY:

| <i>Noise Reduction Coefficient (NRC) Test</i> | | | | Test Results | | |
|---|--|--------------|--------------|--------------------|--------------------|----|
| Test # | Sample Identification | Weight (lbs) | Weight (psf) | NRC | SAA | -- |
| 10 | D40 Mount – 2” Polyester Acoustic Panels | 53 | 0.73 | <i>0.95</i> | <i>0.94</i> | -- |

Tabular and graphical presentations of the data are presented under “TEST RESULTS” below.

SPECIMEN DESCRIPTION: (Also see "Test Results")

Each of the Acoustic Panels were labeled for testing. 8 of the Panels were 2” thick, measuring 24” x 48” and weighing 6 lbs. each. 2 of the Panels were 2” thick, measuring 12” x 48” and weighing 2.5 lbs. each. Panels were placed butted together over the 40mm wood furring strips which were laid out with a 12” on-center spacing. The panel edges were sealed with Duct Tape.

TEST PROCEDURE AND EQUIPMENT:

Sound Absorption Test

ASTM C 423-17, “Sound Absorption and Sound Absorption Coefficient by the Reverberation Room Method”, was followed in every respect. The panels were tested in a Type D40 Mounting in accordance to ASTM E795-16.

NRC was calculated by rounding the sound absorption coefficients for 250, 500, 1000 and 2000 Hz to the nearest 0.05. SAA was calculated by rounding the sound absorption coefficients for the twelve frequencies from 200 Hz to 2500 Hz to the nearest 0.01.

The Noise Reduction Coefficient (NRC) is a scalar representation of the amount of sound energy absorbed upon striking a particular surface. An NRC of 0 indicates perfect reflection; an NRC of 1 indicates perfect absorption.

The Sound Absorption Average (SAA) is the average of the absorption coefficients for the twelve one-third octave bands from 200 to 2500 Hz.

The higher the SAA or NRC value, the better the material absorbs sound.

TEST EQUIPMENT:

| Item Description | ID # | Manufacturer/Model | Serial # | Calibration Due |
|------------------------------------|------------|-----------------------------|-----------------|-----------------|
| 1/2" Pressure Condenser Microphone | PT-162-075 | GRAS/40AD | 19220-1244 | 7/17/2021 |
| Microphone Calibrator | MM-440-003 | Bruel & Kjaer/4230 | 282266 | 7/17/2021 |
| Data Acquisition Module | PT-162-107 | National Instruments/NI9234 | 1735986-1893EB3 | 6/8/2021 |
| Temp and Humidity Transmitter | PT-162-077 | Dwyer Instruments/Series RH | M90714-E4SV-Y | 6/4/2021 |

TEST DATA:

SOUND ABSORPTION
ASTM C423

General Information

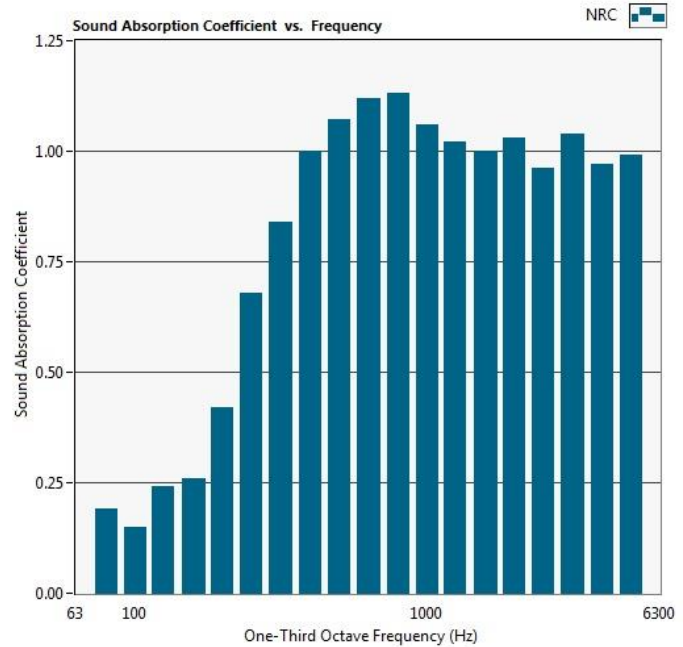
| | |
|-----------------------------|--|
| Project No: | ESP035429P-10 |
| Customer: | ASI |
| Test Date: | 04-09-2021 |
| Specimen ID: | 2 Inch Polyester Acoustic Panel |
| Specimen Description: | D40 Mount 2" - 24" - 48" |
| Specimen Dimensions - Area: | 96.00" W x 108.00" H - 72.00 ft ² |
| Operator: | MJC |

Data Table

| | absorption empty (m ²) | absorption * sample (m ²) | Absorption Coefficient |
|------|------------------------------------|---------------------------------------|------------------------|
| 80 | 3.56 | 1.25 | 0.19 |
| 100 | 5.24 | 1.00 | 0.15 |
| 125 | 3.91 | 1.60 | 0.24 |
| 160 | 3.51 | 1.73 | 0.26 |
| 200 | 3.95 | 2.82 | 0.42 |
| 250 | 4.17 | 4.55 | 0.68 |
| 315 | 3.96 | 5.61 | 0.84 |
| 400 | 3.97 | 6.72 | 1.00 |
| 500 | 4.51 | 7.18 | 1.07 |
| 630 | 4.71 | 7.52 | 1.12 |
| 800 | 4.99 | 7.58 | 1.13 |
| 1000 | 5.29 | 7.11 | 1.06 |
| 1250 | 5.88 | 6.82 | 1.02 |
| 1600 | 6.59 | 6.69 | 1.00 |
| 2000 | 7.30 | 6.90 | 1.03 |
| 2500 | 8.15 | 6.44 | 0.96 |
| 3150 | 9.23 | 6.97 | 1.04 |
| 4000 | 11.74 | 6.48 | 0.97 |
| 5000 | 13.54 | 6.62 | 0.99 |

Room Conditions


| | |
|-------------|---------|
| Temperature | 22.2 °C |
| R.H. | 46 % |
| ATM | 963 hPa |



NRC
0.95

SAA
0.94

* based on an extended plane area of 72.00 ft²



Mark Coopet
Technician, Product Validation
Building Materials and Acoustics
651-645-3601

Ear Controlled Data