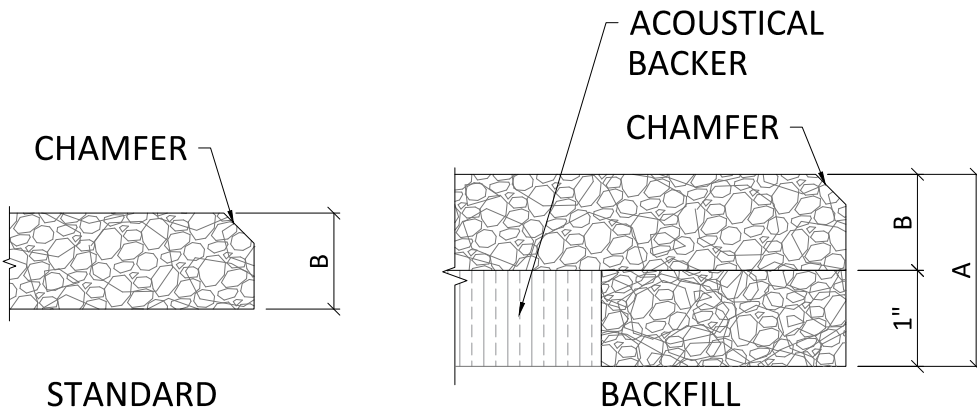


1 TYPICAL PANEL OPTIONS

SCALE: 3/4" = 1'-0"



FINISH OPTIONS
PRIMED CLEAR
PRIMED WHITE
CUSTOM PAINTED

PANEL OPTIONS	
A	B
2"	1"
2-3/8"	1-3/8"
3"	2"

2 PANEL PROFILE OPTIONS

SCALE: 6" = 1'-0"

ENVIROACOUSTIC WOOD WOOL - DESIGNS WALL PANEL OPTIONS

SCALE: AS NOTED

LAST REVISED: 7/6/2022

DRAWN BY: TL


SHEET NUMBER

1


ASi

123 Columbia Court North, Chaska,
Minnesota 55318 P. 800.527.6253

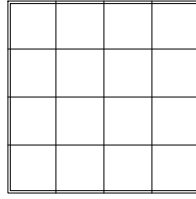
DO NOT SCALE DRAWING. FIGURED DIMENSIONS ARE TO BE FOLLOWED. READ THIS DRAWING IN CONNECTION WITH GENERAL ARCHITECTURAL PLANS, STRUCTURAL PLANS, AND OTHER RELATED DRAWINGS. THESE DRAWINGS REPRESENT ASI'S UNDERSTANDING AND INTERPRETATION OF THE ARCHITECTURAL DRAWINGS AND HOW ASI PRODUCTS RELATE TO THE PROJECT. COPYRIGHT ASI © 2022



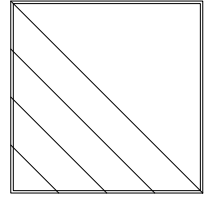
LATITUDE



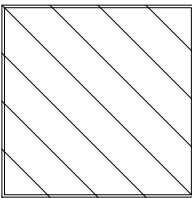

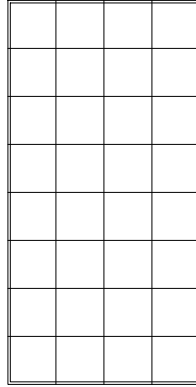


LONGITUDE



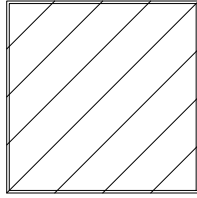
GRID



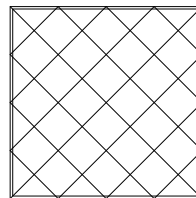
ARROW



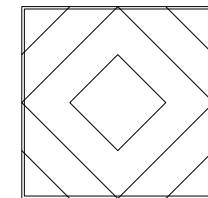
DOWNHILL





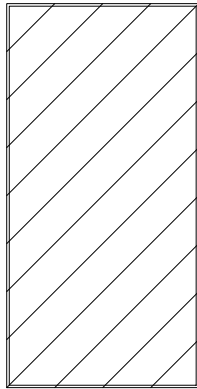

UPHILL




CROSSED

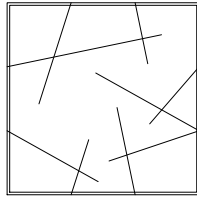


ASKEW

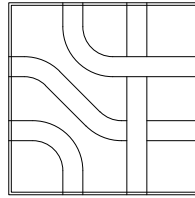





PANES




TWIGS




METRO



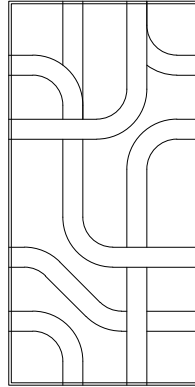
STRATA




PANES




TWIGS



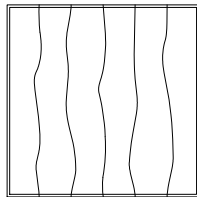
METRO



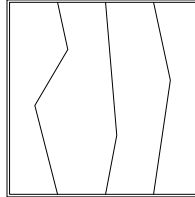
STRATA



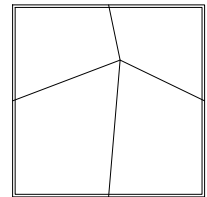
CURRENT




DRIZZLE



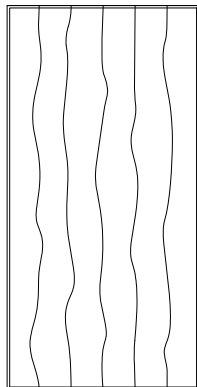
CRACKLE



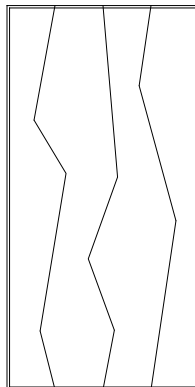
SKEW



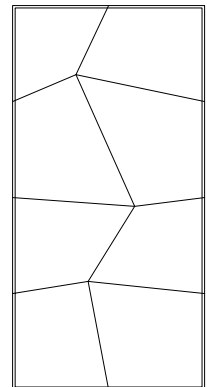
CURRENT



DRIZZLE



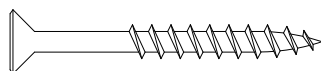
CRACKLE



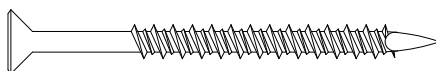
SKEW

SCREW TYPE CHART			
PANEL THICKNESS	SUBSTRATE	RECOMMENDED SCREW TYPE	RECOMMENDED SCREW LENGTH
1"	HAT CHANNEL OR THIN METAL	SELF-TAPPING	2"
1-3/8"	HAT CHANNEL OR THIN METAL	SELF-TAPPING	2-1/4"
2"	HAT CHANNEL OR THIN METAL	SELF-TAPPING	3"
1"	WALL BOARD OR WOOD FURRING	DRYWALL SCREW	1-5/8"
1-3/8"	WALL BOARD OR WOOD FURRING	DRYWALL SCREW	2-1/4"
2"	WALL BOARD OR WOOD FURRING	DRYWALL SCREW	3"
1"	CONCRETE	TAPCON	2-1/4"
1-3/8"	CONCRETE	TAPCON	2-3/4"
2"	CONCRETE	TAPCON	3-1/4"

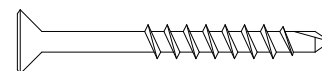
SCREW SPACING CHART		
APPLICATION	MINIMUM O.C. SPACING	MINIMUM SCREW DISTANCE FROM EDGE OF PANEL
CEILING	12"	$\frac{3}{4}$ "
WALL	24"	$\frac{3}{4}$ "
WALL: HIGH TRAFFIC	12"	$\frac{3}{4}$ "



#6 SHARP POINT DRYWALL SCREW RECOMMENDED FOR WOOD APPLICATION



#6 CMU SCREW RECOMMENDED FOR MASONRY APPLICATION



#6 SELF TAPPING SCREW RECOMMENDED FOR METAL APPLICATIONS)

FASTENER OPTIONS (NOT SUPPLIED BY ASI)

SCALE: 1" = 1'-0"

ENVIROACOUSTIC WOOD WOOL - DESIGNS WALL FASTENER TABLE

SCALE: AS NOTED

LAST REVISED: 7/6/2022

DRAWN BY: TL

ASI

123 Columbia Court North, Chaska,
Minnesota 55318 P. 800.527.6253

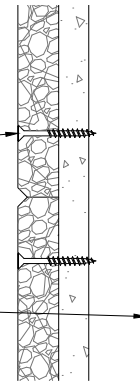
DO NOT SCALE DRAWING. FIGURED DIMENSIONS ARE TO BE FOLLOWED. READ THIS DRAWING IN CONNECTION WITH GENERAL ARCHITECTURAL PLANS, STRUCTURAL PLANS, AND OTHER RELATED DRAWINGS. THESE DRAWINGS REPRESENT ASI'S UNDERSTANDING AND INTERPRETATION OF THE ARCHITECTURAL DRAWINGS AND HOW ASI PRODUCTS RELATE TO THE PROJECT. COPYRIGHT ASI © 2022

SHEET NUMBER

4

SCREW (SEE FASTENER TABLE FOR TYPE AND SPACING)

TYP. WALL ASSEMBLY (BY OTHER)

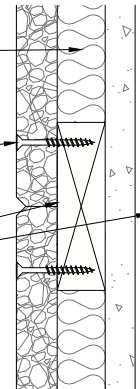


MOUNTING OPTION 1

CFAB ACOUSTICAL INSULATION (OPTIONAL)

SCREW (SEE FASTENER TABLE FOR TYPE AND SPACING)

FURRING (1" X 3 1/2" SHOWN) FASTENED TO WALL ASSEMBLY (FURRING, FASTENERS, AND WALL ASSEMBLY BY OTHER)

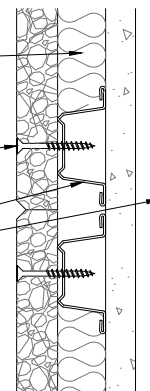


MOUNTING OPTION 2

CFAB ACOUSTICAL INSULATION (OPTIONAL)

SCREW (SEE FASTENER TABLE FOR TYPE AND SPACING)

HAT CHANNEL FASTENED TO WALL ASSEMBLY (CHANNEL, FASTENERS, AND WALL ASSEMBLY BY OTHER)



MOUNTING OPTION 3

1
5 MOUNTING OPTIONS

SCALE: 3" = 1'-0"



123 Columbia Court North, Chaska,
Minnesota 55318 P. 800.527.6253

ENVIROACOUSTIC WOOD WOOL - DESIGNS WALL MOUNTING OPTIONS

SCALE: AS NOTED

LAST REVISED: 7/6/2022

DRAWN BY: TL

DO NOT SCALE DRAWING. FIGURED DIMENSIONS ARE TO BE FOLLOWED. READ THIS DRAWING IN CONNECTION WITH GENERAL ARCHITECTURAL PLANS, STRUCTURAL PLANS, AND OTHER RELATED DRAWINGS. THESE DRAWINGS REPRESENT ASI'S UNDERSTANDING AND INTERPRETATION OF THE ARCHITECTURAL DRAWINGS AND HOW ASI PRODUCTS RELATE TO THE PROJECT. COPYRIGHT ASI © 2022

SHEET NUMBER

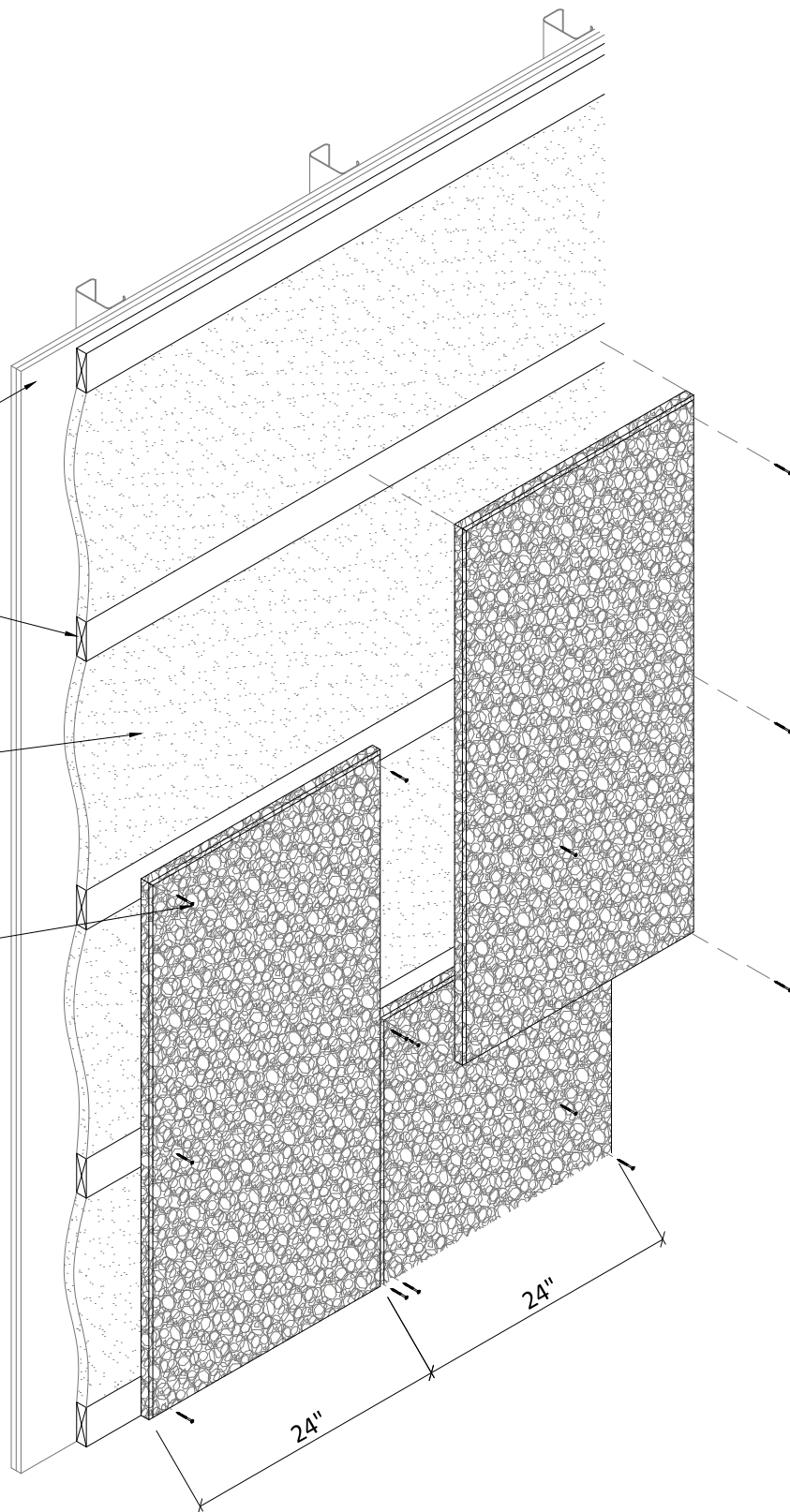
5

TYP. WALL SYSTEM (BY OTHER)

FURRING (BY OTHER: 1" X 3
 $\frac{1}{2}$ " SHOWN)

CFAB ACOUSTICAL
INSULATION (OPTIONAL)

SCREW (SEE FASTENER
TABLE FOR TYPE AND
SPACING)



1 WALL SYSTEM ISOMETRIC
6 SCALE: $\frac{3}{4}$ " = 1'-0"

ENVIROACOUSTIC WOOD WOOL - DESIGNS WALL ISOMETRIC

SCALE: AS NOTED

LAST REVISED: 7/6/2022

DRAWN BY: TL

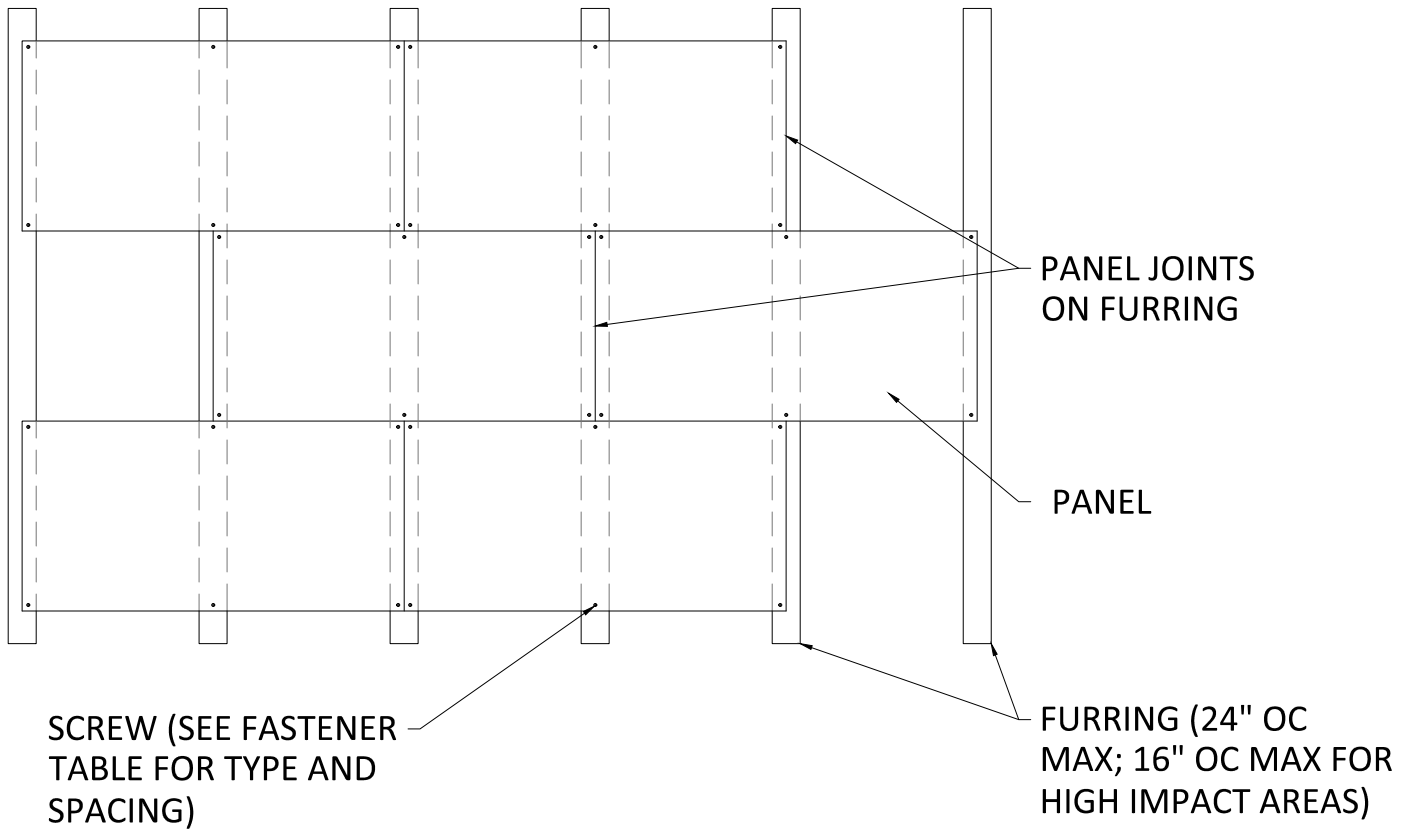
DO NOT SCALE DRAWING. FIGURED DIMENSIONS ARE TO BE FOLLOWED. READ THIS DRAWING IN CONNECTION WITH GENERAL ARCHITECTURAL PLANS, STRUCTURAL PLANS, AND OTHER RELATED DRAWINGS. THESE DRAWINGS REPRESENT ASI'S UNDERSTANDING AND INTERPRETATION OF THE ARCHITECTURAL DRAWINGS AND HOW ASI PRODUCTS RELATE TO THE PROJECT. COPYRIGHT ASI © 2022

ASI

123 Columbia Court North, Chaska,
Minnesota 55318 P. 800.527.6253

SHEET NUMBER



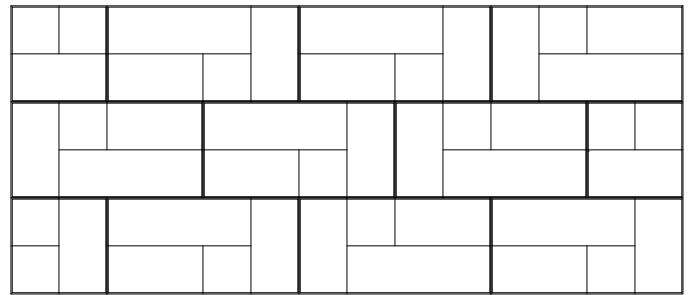
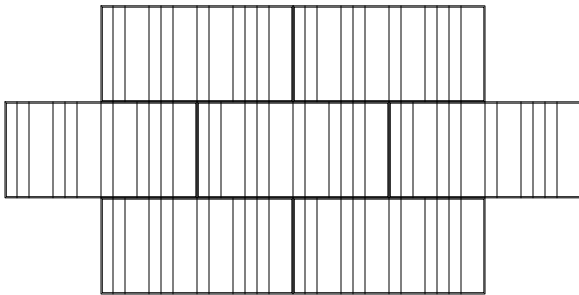


6



1
7 TYPICAL FURRING LAYOUT
SCALE: 1/2" = 1'-0"

- FURRING TO BE PERPENDICULAR TO LENGTH OF PANEL
- ENDS TO FALL ON FURRING
- PANELS TO BE SCREWED TO FURRING (SEE FASTENER TABLE FOR TYPE AND SPACING)
- CONFIGURATION APPLIES TO ALL SIZES (2X4 PANEL SHOWN)

NOMINAL	PANEL SIZE	
	2X2	2X4
ACTUAL SIZE	24" X 24"	24" X 48"
RECOMMENDED FURRING SPACING	24" O.C.	24" O.C.



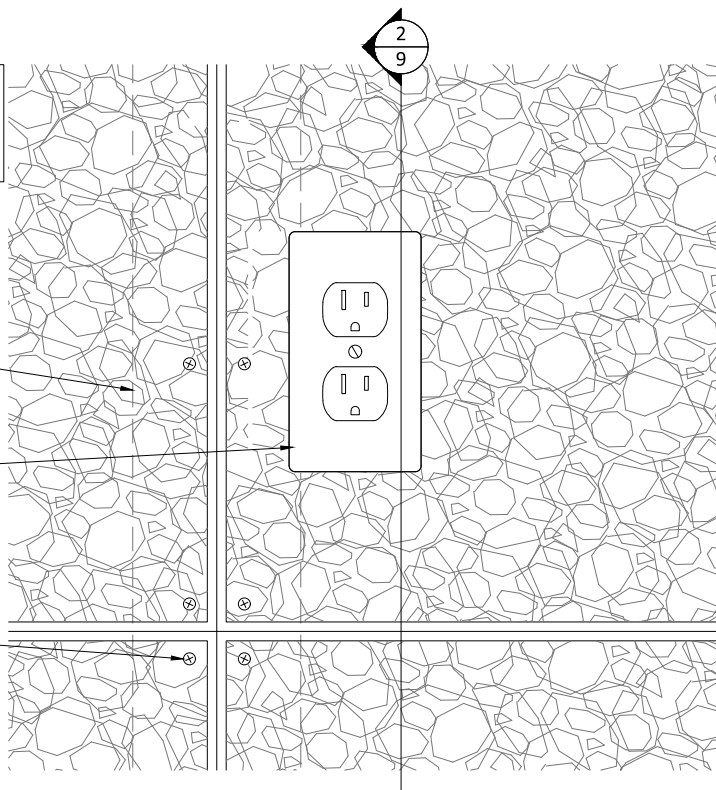
- PANEL ENDS CAN BE ALIGNED OR STAGGERED
- 2X2 AND 2X4 PANELS CAN BE USED INTERCHANGEABLY
- ALL ENDS MUST FALL ON FURRING OR DRYWALL T-GRID

NOTE: DETAILS APPLY FOR ALL MOUNTING
OPTIONS (MOUNTING OPTION 2 SHOWN)

FURRING (BY OTHER: 1" X 3 $\frac{1}{2}$ "
SHOWN)

OUTLET PENETRATION
FIELD CUT

FASTENER INTO FURRING
(SEE FASTENER TABLE FOR
TYPE AND SPACING)



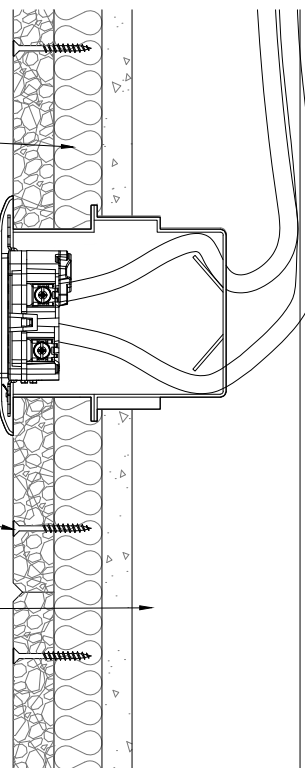
1
9 TYPICAL OUTLET ELEVATION
SCALE: 3" = 1'-0"

CFAB ACOUSTICAL INSULATION
(OPTIONAL)

OUTLET PENETRATION
FIELD CUT

FASTENER INTO FURRING
(SEE FASTENER TABLE FOR
TYPE AND SPACING)

TYP. WALL ASSEMBLY (BY OTHER)



2
9 TYPICAL OUTLET SECTION
SCALE: 3" = 1'-0"

ENVIROACOUSTIC WOOD WOOL - DESIGNS WALL OUTLET DETAIL

SCALE: AS NOTED

LAST REVISED: 7/6/2022

DRAWN BY: TL

SHEET NUMBER

9



123 Columbia Court North, Chaska,
Minnesota 55318 P. 800.527.6253

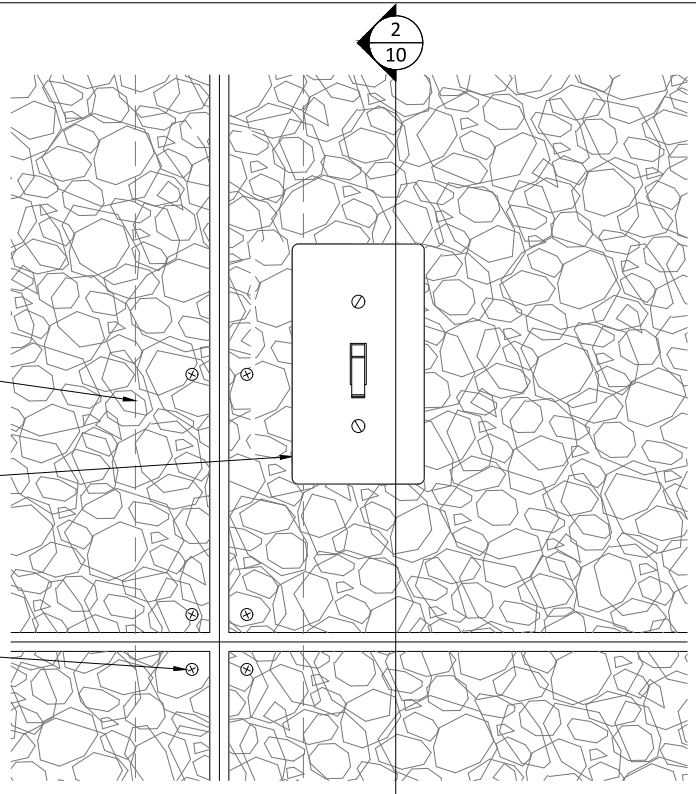
DO NOT SCALE DRAWING. FIGURED DIMENSIONS ARE TO BE FOLLOWED. READ THIS DRAWING IN CONNECTION WITH GENERAL ARCHITECTURAL PLANS, STRUCTURAL PLANS, AND OTHER RELATED DRAWINGS. THESE DRAWINGS REPRESENT ASI'S UNDERSTANDING AND INTERPRETATION OF THE ARCHITECTURAL DRAWINGS AND HOW ASI PRODUCTS RELATE TO THE PROJECT. COPYRIGHT ASI © 2022

NOTE: DETAILS APPLY FOR ALL MOUNTING
OPTIONS (MOUNTING OPTION 2 SHOWN)

FURRING (BY OTHER: 1" X 3 1/2"
SHOWN)

LIGHT SWITCH PENETRATION
FIELD CUT

FASTENER INTO FURRING
(SEE FASTENER TABLE
FOR TYPE AND SPACING)



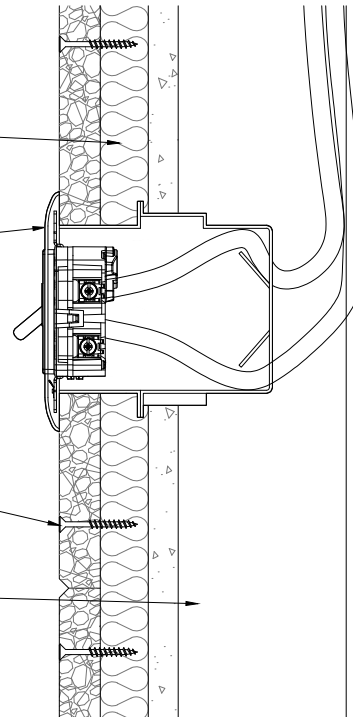
1
10 TYPICAL LIGHT SWITCH ELEVATION
SCALE: 3" = 1'-0"

CFAB ACOUSTICAL INSULATION
(OPTIONAL)

LIGHT SWITCH PENETRATION
FIELD CUT

FASTENER INTO FURRING
(SEE FASTENER TABLE FOR
TYPE AND SPACING)

TYP. WALL ASSEMBLY (BY OTHER)



2
10 TYPICAL LIGHT SWITCH SECTION
SCALE: 3" = 1'-0"



123 Columbia Court North, Chaska,
Minnesota 55318 P. 800.527.6253

ENVIROACOUSTIC WOOD WOOL - DESIGNS WALL LIGHT SWITCH DETAIL

SCALE: AS NOTED

LAST REVISED: 7/6/2022

DRAWN BY: TL

SHEET NUMBER

10

DO NOT SCALE DRAWING. FIGURED DIMENSIONS ARE TO BE FOLLOWED. READ THIS DRAWING IN CONNECTION WITH GENERAL ARCHITECTURAL PLANS, STRUCTURAL PLANS, AND OTHER RELATED DRAWINGS. THESE DRAWINGS REPRESENT ASI'S UNDERSTANDING AND INTERPRETATION OF THE ARCHITECTURAL DRAWINGS AND HOW ASI PRODUCTS RELATE TO THE PROJECT. COPYRIGHT ASI © 2022